

# Year 1 Literacy

Booklet

Term 3

2025-2026



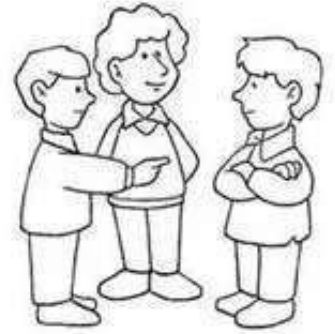
Name:

Class:

# Personal Pronouns



I




you



He




she



we

it



you



they









Name: \_\_\_\_\_

## Pronouns

Pronouns	How many?	Pronouns	How many?
I *special	 1 person	We	 more than 1 person
You *special	 1 person	They	 more than 1 person
He	 1 person	It	 1 animal / 1 object
She	 1 person		

Write the correct pronoun in each of the boxes. The first one has been done for you.

Change these sentences using pronouns.

Example: My **mother** is a teacher.

She is a teacher.

1) The **book** is green.

\_\_\_\_\_ is green.

2) **May and her family** stay together.

\_\_\_\_\_ stay together.

3) **Mr Smith** is a farmer.

\_\_\_\_\_ is a farmer.

4) Lucky is my **dog**.

\_\_\_\_\_ is my dog.

5) **My friends and I** are going to the zoo.








\_\_\_\_\_ are going to the zoo.

# Personal Pronouns and BE

1. I	am	1. We	are
2. You	are	2. You	are
3. He	} is	3. They	are
She			
It			

1. Drag the appropriate personal pronoun.

I      you      she      it      we      they  
 you      he      it      they      we      she



2. Choose the right pronoun.

Peter and I	<input type="text"/>	Tom	<input type="text"/>
Emma	<input type="text"/>	That bird	<input type="text"/>
My sisters	<input type="text"/>	His friends	<input type="text"/>
Cats and dogs	<input type="text"/>	My house	<input type="text"/>

Select the correct answer.

Boys or girl

I am a



Boy

Girl

I am a



Boy

Girl

She is a



Boy

Girl

He is a



Boy

Girl

# PICTIONARY

## physical description



### FACE



square

round

long/oval

### AGE




young

middle-aged

old

### HAIR



long/straight

wavy

medium length

short

curly

spiky

bald

### BUILD



tall

medium height

short

fat

well-built

slim

thin/skinny

## OTHER FEATURES



freckles

beard

moustache

goatee

pigtails/braids



ponytail


ugly

cute/pretty

attractive/beautiful

handsome

# This Is Me



I have \_\_\_\_\_ hair.

I have \_\_\_\_\_ eyes.

## Hair

- brown
- blonde
- red
- black

## Eyes

- brown
- blue
- green
- grey

Write a description of the people in the pictures.

Alan



Betty



Robert



Alan	
Betty	
Robert	

## Facial features

Circle the features on these faces.



moustache



beard



chin



forehead



Nostrils



eyebrows



cheeks



fringe



lips



teeth

## Questions

Do you have a fringe?

What colour are your eyebrows?

Do you have a moustache?

Do you have big lips?

Do you have a beard?

Read and match.



long curly fair hair

a small mouth

a big mouth

short curly black hair

big blue eyes

long hair

a small nose

a big nose

small eyes

big black eyes

a brown moustache


glasses

a beard

a big curly black beard



Choose the right adjective according to the pictures.



tall

short

young

old

ugly

handsome

weak

strong



thin

fat

small

big

short

tall

thin

fat



ugly

handsome


young

old

strong

weak

# How do you feel today?



happy



angry




excited




embarrassed



cold



hot



surprised



tired



astonished



upset



worried



nervous



proud



sad



confused



scared



poorly



calm



stressed



disappointed



Click here for  
early years  
planning



twinkl

# *Listen and colour*



## *Instructions*

*Read the following instructions to your learners:*

- 1. Colour the happy girl's hair red.*
- 2. Colour the tired girl's T-shirt blue.*
- 3. Colour the angry girl's hair brown.*
- 4. Colour the scared girl's T-shirt purple.*
- 5. Colour the sad boy's hair yellow.*
- 6. Colour the excited boy's jumper orange.*
- 7. Colour the nervous girl's dress pink.*
- 8. Colour the surprised boy's T-shirt green.*
- 9. Colour the bored girl's hair black.*


# Listen and colour

## Emotions




# How Do You Feel?


Draw a face for each emotion.



I'm sad.



I'm angry.




I'm unwell.



I'm afraid.



I'm happy.



I'm excited.













I'm tired.



I'm sleepy.

# Feelings

Directions: Look at the picture. Circle the correct emotion.

1. 	She is a. happy b. scared	2. 	He is a. sad b. excited
3. 	She is a. sleepy b. happy	4. 	She is a. nervous b. happy
5. 	She is a. excited b. angry	6. 	He is a. thoughtful b. sad
7. 	She is a. excited b. frustrated	8. 	He is a. nervous b. happy
9. 	He is a. angry b. surprised	10. 	She is a. sleepy b. sad

# All feelings are okay.


How do you know this child feels sad?



My Feelings

# Sometimes we feel sad.

Draw what you do when you are feeling sad.





# Angry

Colour in the strategies you would use to manage anger.

*When I feel angry, I can feel better by...*



*slow breathing*



*counting to ten*



*having some quiet time on my own*




*going outside*



*colouring in*



*playing with my favourite toy*



***Add a strategy of your own.***



# Sad

*Colour in the strategies you would use to manage sadness.*

**When I feel sad, I can feel better by...**



*talking to  
someone I trust*




*playing with my  
favourite toy*



*getting a cuddle*




*drawing a picture*




*exercising*



*listening to music*



**Add a strategy  
of your own.**



# Tired

Colour in the strategies you would use to manage tiredness.

*When I feel tired, I can feel better by...*



*having a rest*



*reading a book*



*eating a healthy snack*




*lying down for a nap*



*going outside*



*watching a TV programme*



***Add a strategy  
of your own.***



# Scared

Colour in the strategies you would use to manage fear.

*When I feel scared, I can feel better by...*



*talking to someone I trust*



*drawing a picture of what I am scared of*



*getting a cuddle*




*taking deep breaths*



*thinking about something else*



*staying close to someone from home*



*Add a strategy of your own.*



# Bored

Colour in the strategies you would use to manage boredom.

**When I feel bored, I can feel better by...**



*playing outside*




*playing a game with someone from home*



*drawing a picture*



*reading a book*



*doing a jigsaw puzzle*



*building a den*



**Add a strategy of your own.**

Listen to the song

Complete with the words given. Don't forget to write  
the number in each transport [Click](#)

plane bike taxi train motorbike  
helicopter bus car lorry



I can see a purple (1) \_\_\_\_\_.

I can see a (2) \_\_\_\_\_.

I can see a big, red (3) \_\_\_\_\_.



In the city. Come with us!



In the city, I can see

A small (4) \_\_\_\_\_ and a black (5) \_\_\_\_\_.

A (6) \_\_\_\_\_ and a (7) \_\_\_\_\_.

A yellow (8) \_\_\_\_\_ and a (9) \_\_\_\_\_.



In the city. Come with us!

In the city. Come with us!



Find the word and write the name next to the picture.




Q D J T R U C K R Z A  
 C A R D N Y E D L Q C  
 K I I T A X I O F X C  
 B I K E B T O A N V D  
 X L N L H B O A T R P  
 U A M B U L A N C E A  
 P H E L I C O P T E R  
 G S H I P D L Y E V Z  
 B G Q V A N H N B U S  
 U M O T O R C Y C L E  
 Z H Z A I R P L A N E

























Write the words



--	--	--



--	--	--



--	--	--




--	--	--



--	--	--




--	--	--



--	--	--



--	--	--



--	--	--



--	--	--

Read and draw

A big pig with a wig.

A rat with a cap on the bed.

# London

## I Spy With My Little Eye



# London

## I Spy With My Little Eye Checklist

*The British Museum*



*tourists*




*London Underground sign*




*Nelson's Column*



*The Globe*



*St. Pancras*



*Big Ben*




*black cab taxi*



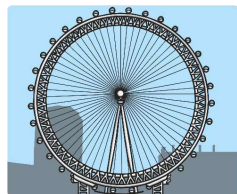
*red phone box*



*Tate Britain*



*London Eye*



*underground train platform*



*The Gherkin*



*Buckingham Palace*



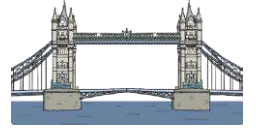
# London

## I Spy With My Little Eye Checklist

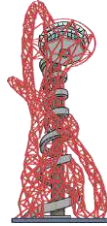
Science Museum




Tower Bridge



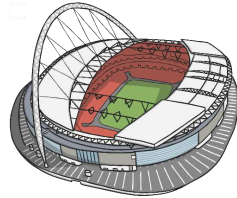
Olympic Park  
Orbit Statue



Westminster  
Abbey



Wembley Stadium



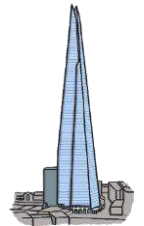
Houses  
of Parliament



red bus







The Shard




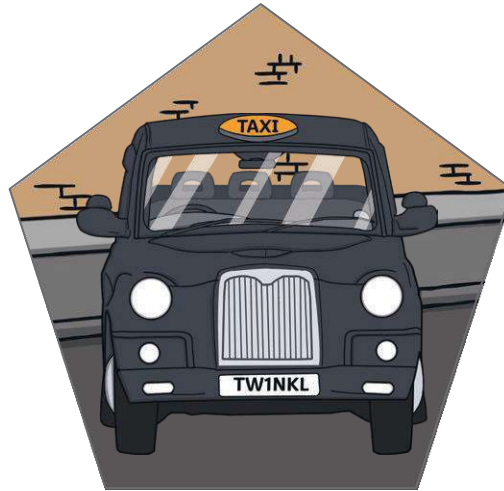



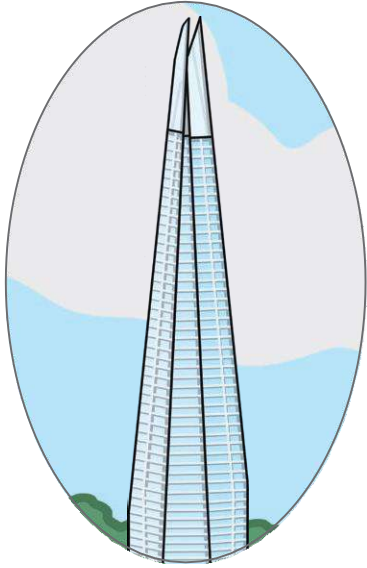
Greetings from

LOND



# Create a Postcard London Cutting Skills Activity

Cut out the shapes and stick them onto the page to create a London Postcard.



# Outdoor activities vocabulary

- ( ) flying a kite
- ( ) water balloon fight
- ( ) cycling
- ( ) water skiing
- ( ) camping
- ( ) fishing
- ( ) swimming



1.

2.



4.

7.

3.



5.



6.



# summer

Listen and circle the beach item.  
Then colour the pictures.

