


# Year Three Literacy Booklet Term Three



Name : \_\_\_\_\_

Class : \_\_\_\_\_


Nota para madres y padres :

Bienvenidos al nuevo trimestre.

Aquí está el cuadernillo de Literacy para este tercer trimestre. Como siempre, todas las actividades están relacionadas con el trabajo que hacemos en clase y, por eso, sólo se deben hacer cuando se indica.

Muchas gracias por su colaboración.

# 1 Family and friends 2



Hello! I'm Nick Bell. Look at the picture of my family and our friends. My sister Jenny has got blond hair. Her friend Amanda has got brown hair and my friend Tom has got blond hair. We all go to Park Street School in Merton. Chip is our dog. He's a good dog, but he chases Fluff, our neighbours' cat. Oh, and that's Trig in the garden. He's our special friend.

## 1 Match.

► Jenny, Nick and their friends c

- 1 Jenny \_\_\_\_\_
- 2 Nick \_\_\_\_\_
- 3 Mr and Mrs Bell \_\_\_\_\_
- 4 Nick and Jenny \_\_\_\_\_
- 5 Tom \_\_\_\_\_
- 6 Chip \_\_\_\_\_
- 7 Amanda \_\_\_\_\_
- 8 Trig \_\_\_\_\_
- 9 Jenny and Tom \_\_\_\_\_
- 10 Amanda and Nick \_\_\_\_\_

- a** is Nick's sister.
- b** is Jenny's brother.
- c** go to school in Merton.
- d** are brother and sister.
- e** have a nice house in Merton.
- f** is the children's dog.
- g** is Nick's friend.
- h** comes from planet Triglun.
- i** have got brown hair.
- j** is Jenny's friend.
- k** have got blond hair.

#### 4 Write in, on or at.

At school, Tom's favourite lesson is PE.  
That's on Tuesday and Friday at two o'clock.  
1 \_\_\_\_\_ Monday, Wednesday and  
Thursday he's happy when school finishes  
2 \_\_\_\_\_ three thirty. He hates maths  
because the teacher gives homework  
every day. He does his homework on the  
bus!



There's no school 3 \_\_\_\_\_ Saturday,  
so 4 \_\_\_\_\_ the afternoon he goes to  
the park with his friends. 5 \_\_\_\_\_ the  
evening he watches television or plays  
computer games. He likes the school  
holiday 6 \_\_\_\_\_ summer and the  
holidays 7 \_\_\_\_\_ Christmas and Easter.  
His birthday is 8 \_\_\_\_\_ December,  
9 \_\_\_\_\_ Christmas Day. So he gets a  
lot of presents 10 \_\_\_\_\_ Christmas.



#### 5 Look at exercise 4. Answer the questions.

► What's Tom's favourite lesson?

His favourite lesson is PE.

1 When does he have PE?

\_\_\_\_\_

2 Why does he hate maths?

\_\_\_\_\_

3 Where does he do his maths homework?

\_\_\_\_\_

4 When does school finish?

\_\_\_\_\_

5 Where does he go on Saturday afternoon?

\_\_\_\_\_

6 When does he play computer games?

\_\_\_\_\_

7 When are the school holidays?

\_\_\_\_\_

8 When is his birthday?

\_\_\_\_\_

Name: \_\_\_\_\_ Class: \_\_\_\_\_

Date: \_\_\_\_\_

# Story Characters

Find all the story characters as fast as you can!



t	n	q	d	r	k	c	u	v	t	r	o	l	l	v	w	k	d
z	x	m	o	n	s	t	e	r	r	k	b	k	o	i	l	y	q
d	e	t	e	c	t	i	v	e	i	m	w	g	z	g	b	k	e
g	n	a	l	f	d	b	x	n	l	y	n	a	i	e	y	r	a
r	a	w	u	x	v	f	g	g	q	p	r	b	o	a	m	q	x
a	f	o	y	a	r	v	b	p	i	d	r	o	v	i	n	z	r
n	a	y	w	r	s	t	k	a	r	r	v	i	p	f	g	t	j
d	i	r	i	k	b	n	r	o	j	i	l	j	n	c	q	s	c
m	r	e	t	x	i	d	a	v	e	d	n	u	e	c	u	g	x
o	y	w	d	g	b	k	w	c	t	b	z	c	q	p	e	l	h
t	n	k	h	i	j	k	w	a	g	e	n	d	e	e	e	s	y
h	k	t	g	a	d	r	a	g	o	n	a	r	v	l	n	p	s
e	a	b	m	g	w	o	l	f	p	r	h	n	n	f	y	i	h
r	z	q	w	i	t	c	h	l	t	e	w	d	o	u	b	r	a
b	s	a	i	n	o	u	p	j	r	e	t	o	g	v	f	a	e
m	o	v	g	c	a	t	j	o	o	o	q	h	b	d	v	t	f
e	r	y	u	u	l	c	d	a	s	j	i	a	r	a	w	e	x

boy  
girl  
superhero  
queen  
prince

dragon  
detective  
monster  
grandmother  
witch

giant  
king  
elf  
wizard  
fairy

knight  
pirate  
wolf  
princess  
troll



## Charlie Cook's Favourite Book



Look at the book cover. Which characters can you see?

What other information can you see on the cover?

Can you guess which characters are in the book? Circle with a pencil.

grandma	pirate	dragon	Snow White
king	alien	3 little pigs	Goldilocks
ghost	spaceman	big bad wolf	knight

There are different animals in the book. Can you write a list?

c\_\_\_\_\_ ; b\_\_\_\_\_ ; b\_\_\_\_\_ ;

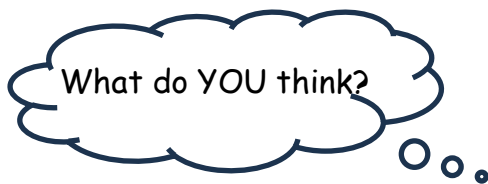
f\_\_\_\_\_ ; o\_\_\_\_\_ ; sh\_\_\_\_\_ ;

These sentences are false Underline the false part and correct it.

- 1) Charlie sits on his bed to read his book. \_\_\_\_\_
- 2) The pirate finds gold in the treasure chest. \_\_\_\_\_
- 3) Rowena the frog jumps into the bookshop. \_\_\_\_\_
- 4) The girl sees some small yellow men. \_\_\_\_\_
- 5) The thief steals the Queen's crown. \_\_\_\_\_
- 6) The crocodile goes to the supermarket. \_\_\_\_\_

There are lots of rhyming words in this story. Match them with different colours and think of another word that rhymes.

book	fight	_____
bear	queen	_____
knight	by	_____
frog	chair	_____
nest	hook	_____
sky	log	_____
seen	best	_____



I like / don't like the story because \_\_\_\_\_  
\_\_\_\_\_

My favourite character is \_\_\_\_\_

My favourite place to read a book is \_\_\_\_\_

I like reading \_\_\_\_\_ books.



## Oliver's Fruit Salad



⇒ What do you remember about Oliver?

⇒ Do you think Oliver likes fruit?

Listen to the story of "Oliver's Fruit Salad" and answer the questions.

1) Which different fruit does Oliver's grandpa grow?

---

2) Where does Oliver's mum take him?

---

3) Which fruits do they see there?

---

4) Which fruit do they see that is **not** in Grandpa's garden?

---

5) What does Oliver tell his mum when they go home with the fruit?

---

6) Who comes to visit Oliver and his mum?

---

7) What do they make?

---

8) Does Oliver like fruit salad?

---

What can we make with fruit? Write 3 things beginning with the letter J

J\_\_\_\_\_ J\_\_\_\_\_ J\_\_\_\_\_



## A Window on the City



Read the poem and complete the spaces with rhyming words

*Buildings, buildings, buildings!*

*Lots and lots of \_\_\_\_\_*

*Shops and supermarkets,*

*Restaurants and bars.*



*People moving quickly,*

*Going here and there.*

*Motorbikes and buses,*

*Traffic \_\_\_\_\_*

What can you see from your window? Write a list.



## Information From Book Covers

Name:

Date:

- Choose a book cover to examine and complete as much of the following information as possible:

Book Title:

Author:

Illustrator:

Is there a picture?: ☐ Yes ☐ No

If yes, what is it of?:

- Tick the boxes of other things that can be found on the front or back cover.

☐ A photograph ☐ The publisher ☐ Blurb

☐ A bar code ☐ The price

- What do you like or dislike about this book cover?


# Rainforests

## What Is a Rainforest?

Rainforests are a type of forest that have tall trees, warm weather and lots of rain. They are found in hot places such as Africa and Australia. The largest rainforest is called the Amazon in South America.

## Parts of a Rainforest

A rainforest is made up of different layers or parts.

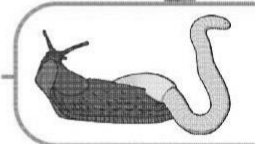




The **sunlit zone** has the most sunlight and tallest trees. It is hot, wet and windy up here.

The **canopy** is where the branches of the trees join together. They form a kind of umbrella.

The **understory** is under the canopy. There is not much sunlight here.

The **forest floor** is dark, damp and hot. Very little sun reaches the ground as the leaves of the canopy block the sunlight.



## Animals and Wildlife

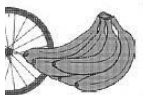
Rainforests are full of lots of different kinds of animals and wildlife. There are so many animals, that some have not yet been discovered!

### Did You Know...?

- Rainforests get at least 200cm of rain every year.



- Rainforests give us oxygen that we need to breathe.



- We get many things from rainforests such as bananas, chocolate, nuts, coffee and rubber.



- Many of the medicines we use come from plants in the rainforest.



# Questions

1. In which hot places are rainforests found? Tick **two**.

- ☐ Africa
- ☐ Antarctica
- ☐ Australia

2. Rainforests produce oxygen. Why do we need this? Tick one.

- ☐ for eating
- ☐ for breathing
- ☐ for medicines

3. A rainforest is made up of different layers.

Draw **four** lines to match each layer to its description.

sunlit zone	This layer is under the canopy. There is not much sunlight here.
canopy	This layer has the most sunlight and tallest trees.
understory	Here it is dark, damp and hot and very little sun reaches the ground.
forest floor	The branches join together here to form a kind of umbrella.

4. In which part of the rainforest do most of the animals live?

---

5. Find and copy one word that describes how the animals move around the canopy.

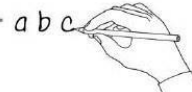
---



## Animal fact file

### 1. What's the word?

Write the word under the pictures.



kangaroo pouch	forest jump	grass walk	strong swim
	kangaroo		

### 2. Match them up!

Read the fact file on the next page and match the information to the heading.



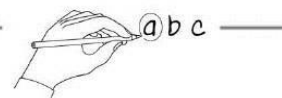
Animal name:	Australia
Type:	Strong tail and back legs
Home:	Kangaroo
Habitat:	Grass
Food:	Mammal
Body:	About 6 years
Life span:	walk backwards.
Family:	jump and swim.
It can:	Forest
It can't:	There are more kangaroos than humans in Australia!
Fun fact:	A baby kangaroo is called a joey.





### 3. Read and circle!

Read the animal fact file and circle the examples of the top tips.



#### Top tips for writing animal fact files!

1. Write headings followed by a colon (:).
2. Use one word or short sentences.
3. Use a capital letter for countries.

#### FUN FACTS:

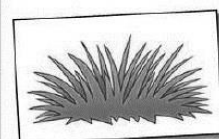


- There are more kangaroos than humans in Australia!

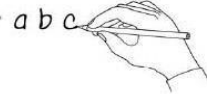
- There are four different types of kangaroos.

- A group of kangaroos is called a 'mob', a 'troop' or a 'court'.

## ANIMAL FACT FILE:

<b>Name:</b>	Kangaroo
<b>Type:</b>	Mammal
<b>Home:</b>	Australia
<b>Habitat:</b>	Various habitats including forest
<b>Food:</b>	Grass
<b>Body:</b>	Strong tail and back legs; long, pointed ears. Some grow 2 metres tall. Female kangaroos have a pouch, where their babies live.
<b>Life span:</b>	About 6 years
<b>Family:</b>	A baby kangaroo is called a joey. When it is small it eats, sleeps and travels in the mother's pouch.
<b>It can:</b>	hop quickly on two legs; walk slowly on four legs; jump very high and swim.
<b>It can't:</b>	walk backwards.





#### 4. Practise writing!

Write a fact file about a different animal. First, research these things:  
What type of animal is it? Where does it live? What does it eat? What does it look like? How long does it live? What can it do?

#### FUN FACTS:

•

•

•

## ANIMAL FACT FILE:

Name:	
Type:	
Home:	
Habitat:	
Food:	
Body:	
Life span:	
Family:	
It can:	
It can't:	





Name : ..... Class : .....

## My Monster

- First, invent your monster.
- My monster's name is
- .....

Draw your monster here: Label your picture.

**Description:**

My monster is .....

.....

.....

My monster has .....

.....

and .....

My monster lives .....

.....

My monster eats .....

and .....

My monster likes .....

.....

On Mondays, my monster .....

..... with me.

At the weekend, I .....

with my monster. We .....

I really like my monster because .....


.....

.....

This is me with my monster. We are .....










.....

.....





## READING BOOK ACTIVITIES

-  Read the book carefully!
-  Copy the title into your notebook.
-  Find the names of three or four characters and write them using a capital letter.
-  Find some words with five or more letters and copy them into your notebook.
-  Copy a picture from the book. Add some labels and speech bubbles.
-  Invent a new title for the book.
-  Find some words with a double consonant.
-  Find some words with a double vowel.
-  Find some exclamation marks and question marks.

## Writing Activities

You can do some of these activities in class or at home. Write in your Literacy notebook or on paper.

Write a shopping list for the supermarket.

Write your diary for the weekend.

Invent a short story about a monster.

Describe a person in your family.

Write the recipe for your favourite food.

Write the instructions of how to play a game.

## Dictionary Detectives

Can you find an animal with every letter of the alphabet?

Can you find some adjectives with the letters "B" and "G"?

How many words can you find with more than 6 letters beginning with the letter "M"